

### Description

The Kongsberg Maritime Watch Bridge Unit LED Version (WBU/LED), is a unit required to run an unmanned engine room. Its main functions are to indicate engine room alarms on the bridge, to indicate and accept the transfer of machine watch responsibility to and from the bridge.

The combined watch calling and bridge panel contains a panel with texted push-buttons and lamps, alarm buzzer and manual lamp dimmer.

The panel has 16 group alarm indicators in addition to one common machinery alarm lamp. The alarms can be grouped according to the customers specification. A separate section of the panel is used for selecting and accepting the machinery watch responsibility (Bridge, ECR,

On-duty Engineer) and for direct calling of the duty engineer on watch.

The WBU/LED communicates with the main MCU in the DataChief alarm system using a high speed communication network (CAN). A redundant solution with automatic change-over to another MCU in case of failure in the main MCU, can be provided.

### Functions

- Alarm group indicators
- Repeat alarm indicator
- Indicating and accepting the transfer of machine watch responsibility to/from the bridge
- Call the on-duty engineer at his quarters at any time
- Self-check function with “system failure” indication
- Buzzer, sound off and test function

### Features

- One combined bridge alarm and watch calling panel
- 16 group alarm lamps
- 1 common machinery alarm lamp
- 1 repeat common machinery alarm lamp
- 1 system failure lamp
- 1 buzzer
- 1 buzzer sound off button
- 1 “acknowledged from cabin” indication
- 2 lamps for attended/unattended engine room indication and selection
- 8 engineer on-duty lamps
- 1 “call engineer on duty” button

## Technical Specifications

### Supply voltage

- 18 - 32 VDC

### Power consumption

- 6 W

### Operating temperature

- -15°C to + 70°C

### Storage temperature

- - 30°C to + 80°C

### Max. rel. humidity

- 97% no-condensation

### IP Code

- IP 22

### ENV properties

- IACS E10
- IEC 60945

### Vibration

- 1 G

### Weight of unit

- 1.4 kg

### Mounting

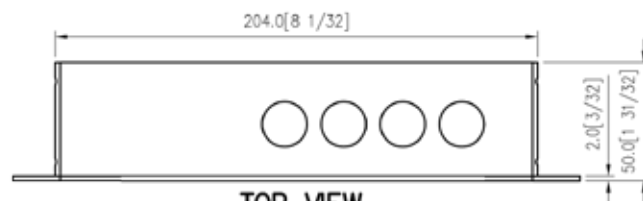
- Screws (4 pcs M4)

### Dimension

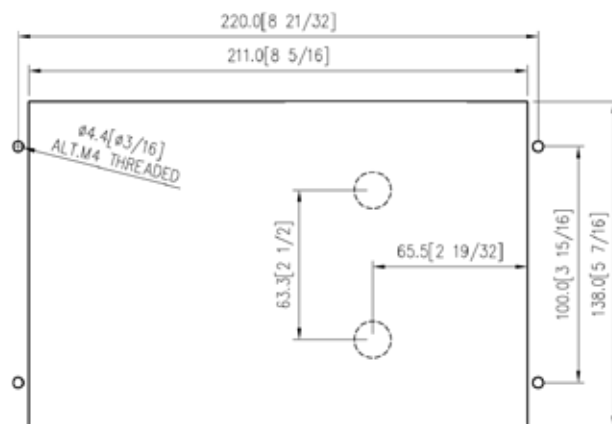
- Outline: W240 x H144 x D50 mm
- Cut out: W211 x H138 mm

### Type Approval

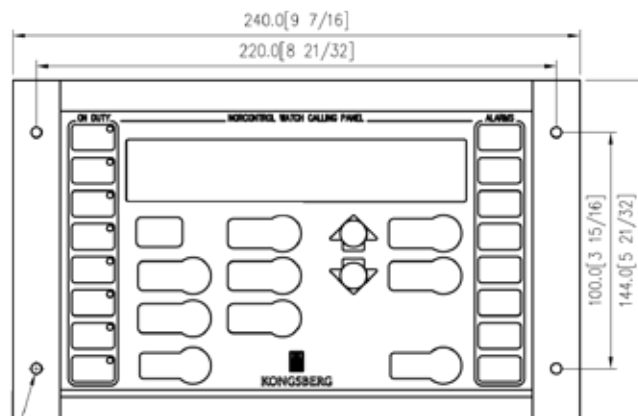
- DNV, LRS, BV, GL, RINA, NK, ABS, KR, RMR, CCS (part of K-Chief certification)



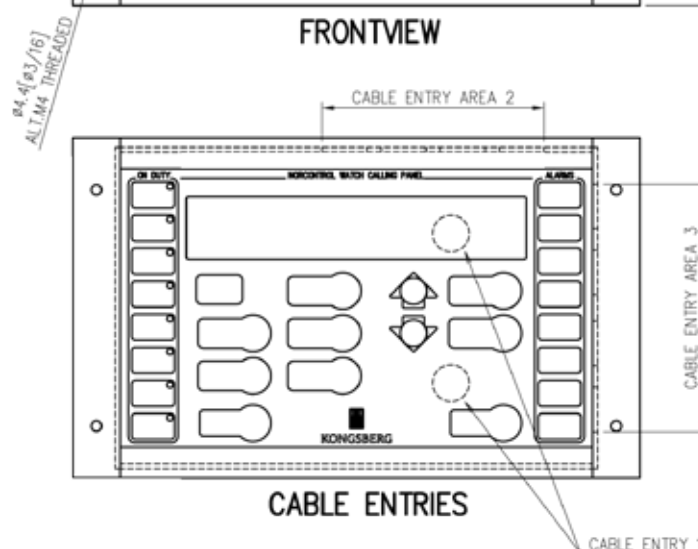
TOP VIEW



CUTOUT



FRONTVIEW



CABLE ENTRIES