


KAMEMWA ALUMINIUM A5



KONGSBERG



KONGSBERG WATERJETS


Next generation axial flow waterjet

FEATURES

The most important feature of waterjets is the cavitation margin which for A5 has been improved significantly.

The improved pump efficiency, together with good cavitation performance can be utilised for high bollard pull, which improves vessel acceleration as well as station keeping in challenging conditions. This means overall pump efficiency, steering efficiency and bollard pull have all been improved.

These main features help to boost total efficiency to a new level compared to previous generation products. The size selection allows more flexibility, depending on customer needs and valued operational features.



The aluminium series waterjet units are manufactured from strong, corrosion resistant materials. Only the impeller, shaft and steering reversing rods are made of stainless steel. All the other components are of aluminium construction based on thorough strength calculations to minimise weight.

The completely new inlet duct design is fabricated from aluminium for light weight and optimised for hydrodynamic performance. The new pump is a single-stage axial-flow design providing a high volume flow with superior thrust in a wide speed range.

All aluminium series waterjets can also be supplied as booster units i.e. jet units without steering and reversing components.

On delivery, the Kamewa aluminium series waterjets are painted and completely tested with inlet ducts for easy installation by bolting or welding. Including selected control system, built on waterjet.

The Kamewa A5 aluminium waterjets

are perfect for workboats, patrol boats, pleasure boats, and search and rescue boats – the new A5 will be the best customer choice. The A5 waterjet is an optimal solution for standard application with typical speed range of 25-40 knots. A5-series has a wide range of impellers available for optimal engine and gearbox selection.

Proven design

KONGSBERG waterjet designs and their hydrodynamic performance are proven and verified by our Hydrodynamic Research Centre.

The Hydrodynamic Research Centre provides unique opportunities and capabilities to develop, analyse, test and verify waterjet designs. Methods for model testing and CFD analysis have been developed for more than 30 years.

International partners have used the facilities as benchmark to their own test methods. KONGSBERG is today the only waterjet manufacturer with an in-house capability to perform a complete set of tests and analysis to develop waterjets. Some of these tests cannot be performed elsewhere.

The importance of the Hydrodynamic Research Centre for the quality and performance of the KONGSBERG waterjets cannot be overstated. It not only lead to state-of-the-art products but also knowledge about their performance and characteristics that is unmatched. This is a significant advantage for all parties, which ultimately prevents issues with performance.

Space requirement

Installation space of A5 compared to our previous generation series is reduced by an average of 20%, which helps boat builders and designers to minimise engine room space.

Control system

More control system offers are available for the A5 compared to previous series. It comes preconfigured and components are installed and tested in our factory to minimise startup time at the yard.

REASONS TO CHOOSE

KAMEWA A5-SERIES WATERJET

Benefits for yard

- Clearly improved delivery time
- Reduced inboard footprint
- Reliable and harmonised design
- Simplified and reduced installation time that is built on our proven method of utilising skid mounted jet with fully mounted and tested components in the factory.

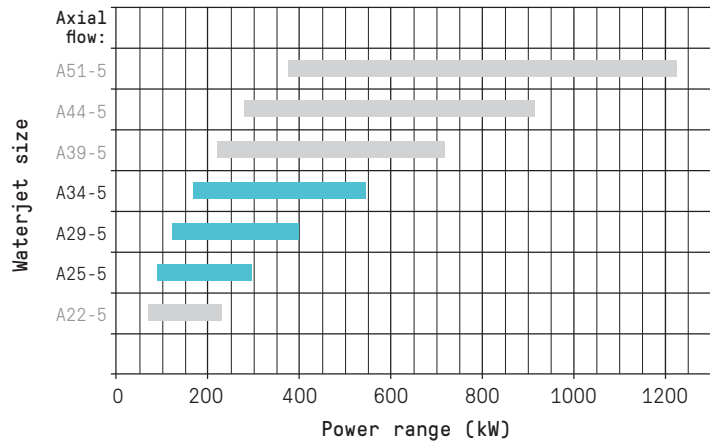
Benefits for designer

- Best in class performance
- Simple installation procedure
- Performance accuracy

Benefits for owners

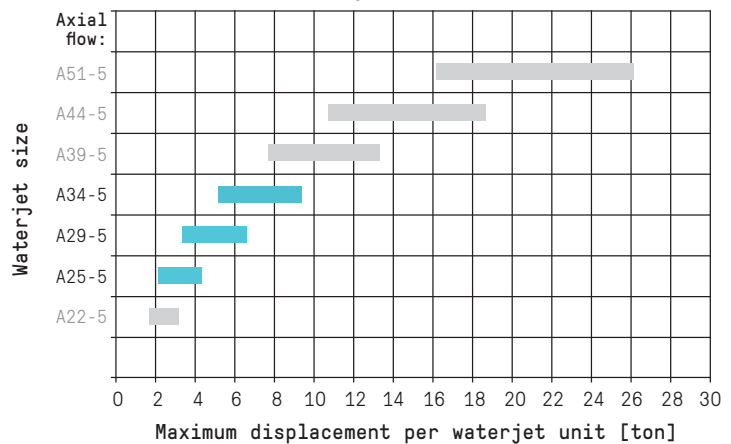
- Efficiency equals less fuel consumption
- Standard solutions equals shorter delivery times, installation and design time
- Better parts availability
- Improved value for money
- Lower total cost of ownership

A5-series power range

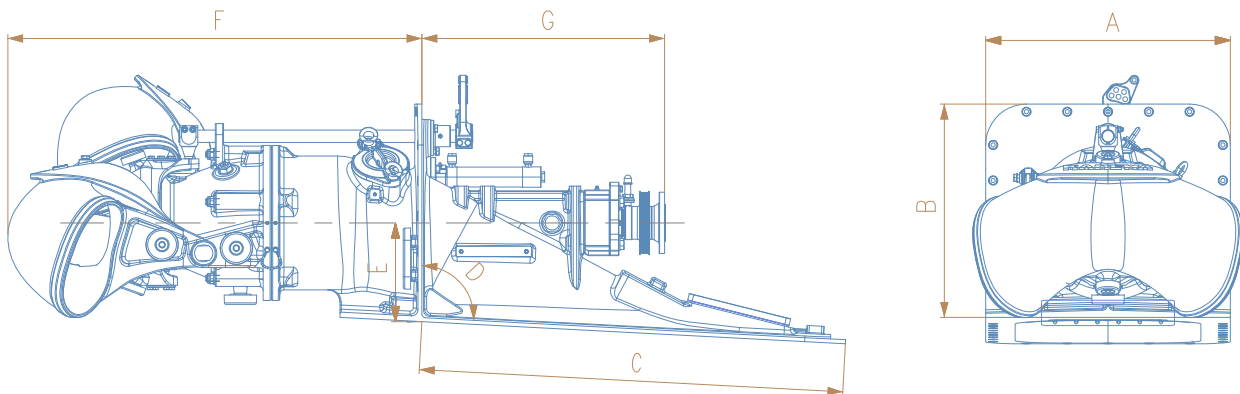


*The items marked grey will be available in 2021

Max recommended displacement per waterjet unit for planing fast craft for A5-series



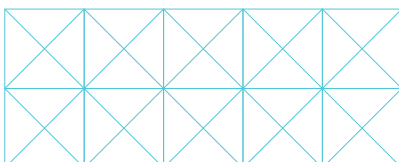
*The items marked grey will be available in 2021



MAIN DATA

SIZE	DRY WEIGHT (KG)	ENTRAINED WATER INSIDE TRANSOM (LITERS)	DIMENSIONS (MM)						
			A	B	C	D	E	F	G
A25-5	155	28	500	476	905	93°	209	887	531
A29-5	215	45	600	533	1039	93°	242	1015	594
A34-5	310	65	650	615	1210	93°	284	1195	712

Note: Due to continuous development, some data may be changed without notice.



Kongsberg Maritime
P.O. Box 483, NO-3601
Kongsberg, Norway

Switchboard: +47 815 73 700
Global support 24/7: +47 33 03 24 07
E-mail sales: km.sales@km.kongsberg.com
E-mail support: km.support@km.kongsberg.com